

LEAD Fiber Optics PRODUCT CATALOGUE

FUSED WDM FILTER MODULE

Fused WDM Filter Module



Fused WDM Filter Module (Fused Biconical Taper Process) combines light sources and emits at different wavelength into an optical fiber. They are manufactured using Fused Biconical Taper (FBT) process. Our Fused WDM Filter Module Series are ultra reliable devices featuring high isolation, low insertion loss, and high port isolation over wide ranges of temperature and wavelength.

Following are three types of the Fused WDM Filter Modules we provided:

Standard Singlemode WDM Filter module -These Devices are designed to divide and/or combine different optical wavelength in optical fiber system. They are operable in 1310nm/1550nm, 1310nm/1650nm, or 1550nm/1650nm wavelength ranges.

High Isolation WDM Filter module -These Devices are designed to divide and/or combine different optical wavelength in optical amplifiers. They are operable in 1310nm/1550nm, 1310nm/1650nm, or 1550nm/1650nm wavelength ranges. High isolation WDM Filter module provides channel isolation higher than 30dB, compared to the Standard Singlemode WDM Filter Module.

Pump WDM Filter module -These Devices are designed to divide and/or combine different optical wavelength in optical amplifiers. They are operable in 980nm/1550nm, 1480nm/1550nm wavelength ranges.

LFO Fused WDM Filter Module Series have proven to provide exceptional characteristics for all applications demanding critical performance. Various types of pigtail and connector terminations are available to meet your requirements and available in a wide variety of packaging configurations.

LFO Fused WDM Filter Module Series



Standard Singlemode WDM

Standard Singlemode WDMS are designed to divide and/or combine different optical wavelength in optical fiber system. They are operable in 1310nm/1550nm, 1310/1650nm, or 1550/1650nm wavelength ranges.



High Isolation WDM

High Isolation WDMS are designed to divide and/or combine different optical wavelength in optical amplifiers. They are operable in 1310/1550nm, 1310/1650nm, or 1550/1650nm wavelength ranges. High isolation WDMS provide channel isolation higher than 30dB, compared to the Standard Singlemode WDMS.



Pump WDM

Pump WDMS designed to divide and/or combine different optical wavelength in optical amplifiers. They are operable in 980nm/1550nm, 1480/1550nm wavelength ranges.

Standard Singlemode WDM

Features

- Ultra high isolation
- High port isolation
- Custom defined specifications
- Low insertion Loss
- Environmentally stable

Applications

- Telecommunication
- Local area network
- Fiber to the home
- CATV
- Fiber optic testing
- Testing instruments
- RFTS

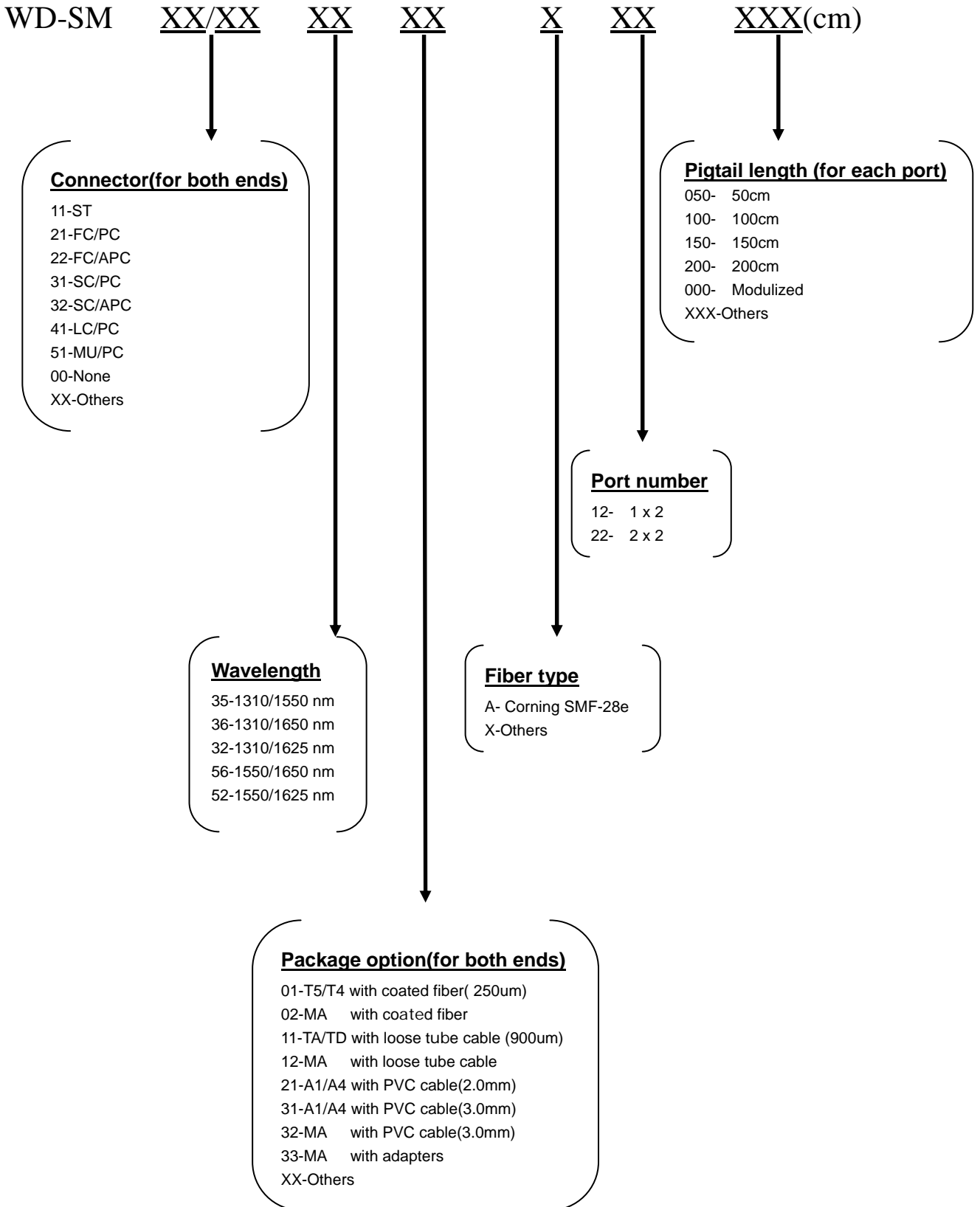


Specifications

ITEM		VALUES					
Operation Wavelength, nm		1310/1550	1310/1625	1310/1650	1521/1561	1550/1650	1550/1625
Typical Insertion Loss, dB		0.25	0.25	0.25	0.5	0.35	0.5
Maximum Insertion Loss, dB		0.5	0.5	0.5	0.8	0.8	0.95
Minimum Isolation, dB (over temperature -40~+75°C), (all SOP, at specified wavelength)		16		10	14	10	
Bandwidth, nm		±20		±5	±5	±5	
Polarization Stability, dB		<0.1		<0.3	<0.2	<0.2	
Thermal Stability, dB		<0.2		<0.3	<0.2	<0.2	
Operation Temperature, °C		-40°C ~ 85°C (*)					
Storage temperature, °C		-55°C ~ 85°C					
Package	1.coated fiber(250um)	T2,MA	T2,MA	T2,MA	T6,MA	T4,MA	T4,MA
Options	2.Loose tube(900um)	TB,MA	TB,MA	TB,MA	TF,MA	TD,MA	TD,MA
	3.PVC cable(3.0mm)	A1,MA	A1,MA	A1,MA	MA	A4,MA	A4,MA

Note:(*)-20°C ~ +70°C for PVC cable

Standard Singlemod WDM Ordering information



LEAD Fiber Optics Co.,Ltd.

TEL: 886-2-8672-2371

www.twfiber optic.com

FAX: 886-2-8672-3275

sales@fiber optic.com.tw

3F., No.135, Dasyue Rd., Sansia Township, Taipei County 23741, Taiwan (R.O.C.)

Lfo

High Isolation WDM

Features

- Ultra high isolation
- High port isolation
- Custom defined specifications
- Low insertion Loss
- Environmentally stable

Applications

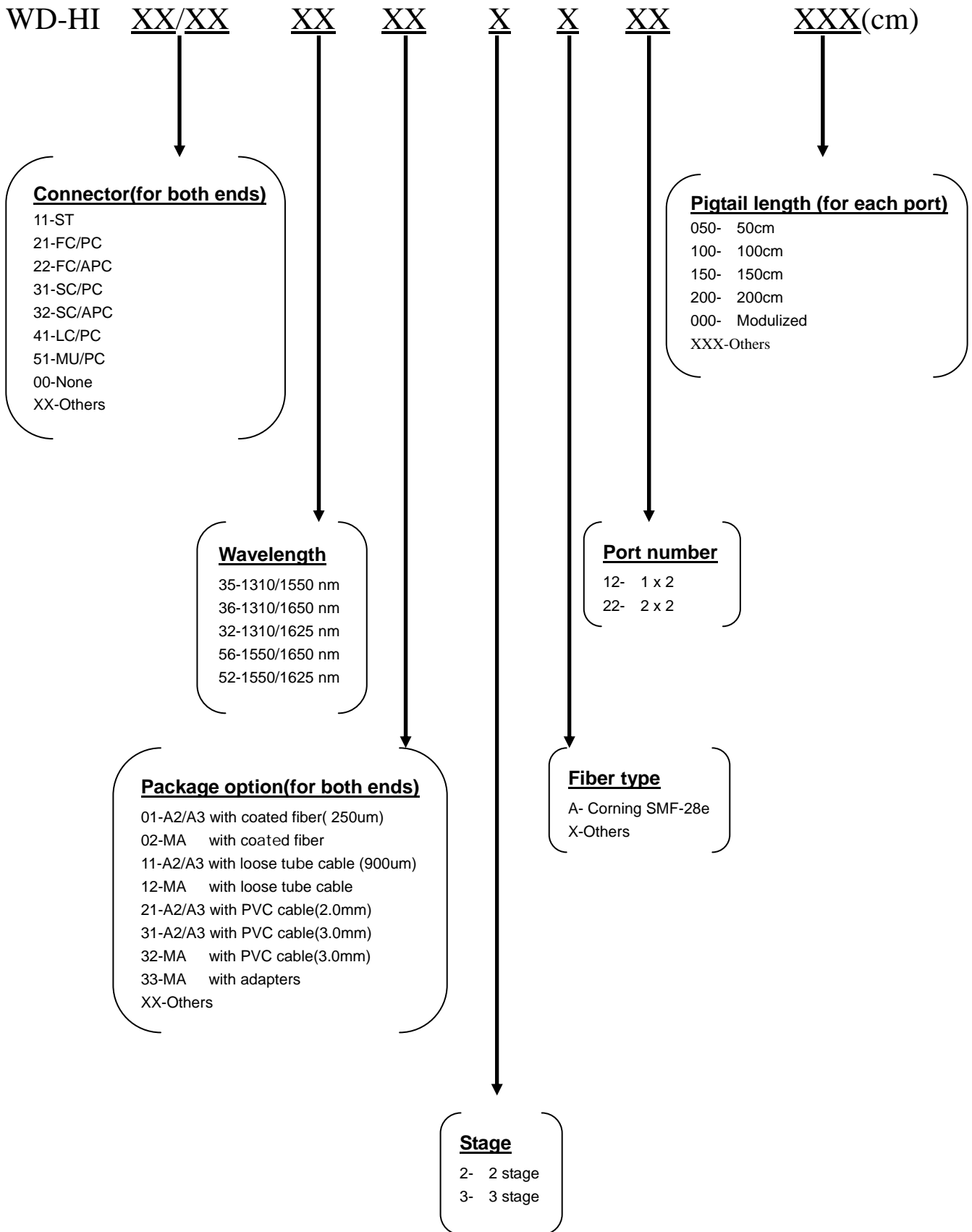
- Telecommunication
- CATV
- Fiber sensing
- Testing instruments
- RFTS



Specifications

ITEM	VALUES										
	1310/1550		1310/1650		1550/1560		1310/1625		1550/1625		
Operation Wavelength, nm											
Typical Insertion Loss, dB	2	3	2	3	2	3	2	3	2	3	
Maximum Insertion Loss, dB	0.7	1.0	0.7	1.0	0.8	1.2	0.7	1.9	1.2	1.7	
Minimum Isolation, dB (over temperature -40~+75°C), (all SOP, at specified wavelength)	30	40	30	40	30	40	30	40	20	30	
Bandwidth, nm	±20				±5		±20		±5		
Polarization Stability, dB	≤0.2										
Thermal Stability, dB	≤0.3										
Operation Temperature, °C	-40°C ~ 85°C (*)										
Storage temperature, °C	-55°C ~ 85°C										
Package	1.coated fiber(250um)	A2,MA	A3,MA	A2,MA	A3,MA	A3,MA	A3,MA	A2,MA	A3,MA	A3,MA	A3,MA
Options	2.Loose tube(900um)	A2,MA	A3,MA	A2,MA	A3,MA	A3,MA	A3,MA	A2,MA	A3,MA	A3,MA	A3,MA
	3.PVC cable(3.0mm)	A2,MA	A3,MA	A2,MA	A3,MA	A3,MA	A3,MA	A2,MA	A3,MA	A3,MA	A3,MA

High Isolation WDM Ordering information



LEAD Fiber Optics Co.,Ltd.

TEL: 886-2-8672-2371

www.twfiber optic.com

FAX: 886-2-8672-3275

sales@fiber optic.com.tw

3F., No.135, Dasyue Rd., Sansia Township, Taipei County 23741, Taiwan (R.O.C.)

Lfo

PUMP WDM

Features

- Ultra high isolation
- High port isolation
- Custom defined specifications
- Low insertion Loss
- Environmentally stable

Applications

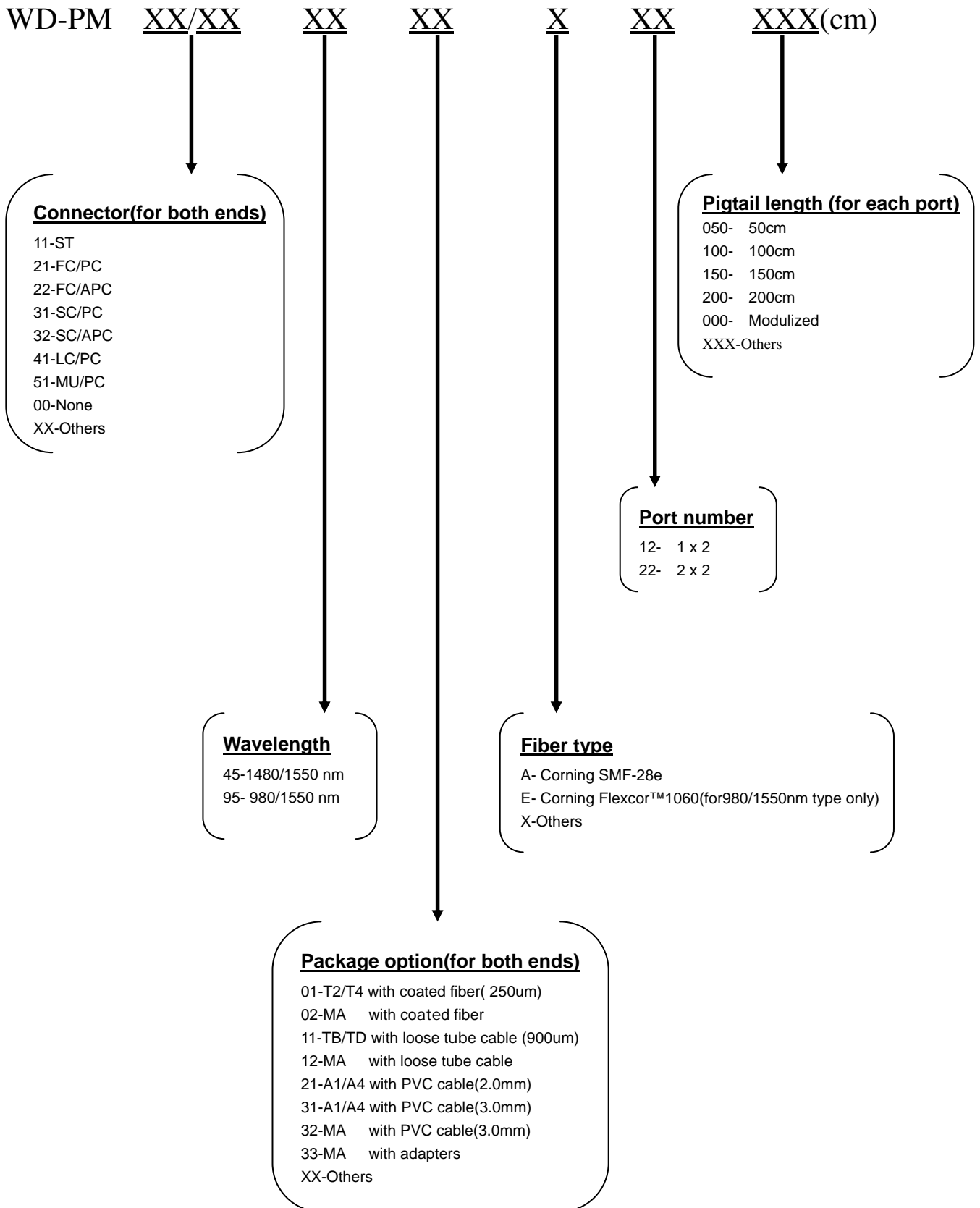
- Telecommunication
- Fiber amplification



Specifications

ITEM		VALUES	
Pumping Wavelength, nm		980/1550	1480/1550
Band pass, nm		±10	±5
Typical Insertion Loss, dB		0.4	0.5
Maximum Insertion Loss, dB		0.55	0.95
Minimum Isolation, dB(typical)		19	10
Directivity, dB		<-50	<-50
Polarization Stability, dB		<0.1	<0.3
Thermal Stability, dB		<0.2	<0.3
Storage temperature, °C		-55°C ~ 85°C	
Packing Options	1.coated fiber(250um)	T2,MA	T4,MA
	2.loose tube(900)	TB,MA	TD,MA
	3.PVC(3.0mm)	A1,MA	A4,MA

PUMP WDM Ordering information



LEAD Fiber Optics Co.,Ltd.

TEL: 886-2-8672-2371

www.twfiber optic.com

FAX: 886-2-8672-3275

sales@fiber optic.com.tw

Lfo

3F., No.135, Dasyue Rd., Sansia Township, Taipei County 23741, Taiwan (R.O.C.)